


Eubanks

MODEL 2940-05 LARGE CABLE PNEUMATIC STRIPPER



The 2940 is the largest and most powerful cable stripper Eubanks manufactures. It is equipped with a powerful Cutterhead that generates up to 1,800 P.S.I. (12,000 kPa). It is designed specifically for processing hard to strip large battery cables. Equipped with the standard tooling, the 2940 can cut and strip single stranded conductor wires ranging from 4 to 2/0 AWG (26.4mm² up to 68.9mm²), with a maximum O.D. of .625" (15.9mm). With optional tooling and modification kits, the 2940 can process wires down to 18 AWG (0.96 mm²). The 2940 can also process a wide variety of cable types such as round or flat multi-conductor cable, parallel conductor cable with 2, 3 or 4 conductors, coaxial cable, and fiber optic cable made of plastic or glass and even with Kevlar reinforced fibers. It's so flexible that it can process wire lengths from 6 in. to 8,333 feet (152.4mm to 2,540m).

The 2940 cuts and strips both ends of the wire or cable in a single cycle. The 2940's production screen can display the estimated pieces per hour being produced at the current feed speed. The production screen also displays an estimated time of completion.

User Friendly Programming

The 2940 is microprocessor-controlled, highly reliable, and easy to operate. It stores up to 1,000 programs containing separate wire length, batch quantity, and wire mark spacing combinations. The 2940 has built in wire marking controls for pairing a wire marker. From its console, the operator can select and run programs, step the machine through a complete cycle, and switch from single- to multiple-action. It can easily be converted from inch to metric measurements via the machine's keyboard. It can display in 6 different languages and also has self-diagnostics. It also has length correction compensating fields designed to fine tune to the best exact length tolerance possible.

High-Precision

Our pneumatic strippers use unique hand machined precision die blades and blocks. These setups last years, and deliver the best quality strip available. During the strip function, the blades butt-up against one another cutting perfectly around the circumference of the conductor. During the pull to strip, the insulation is held by perfectly by both top and bottom strip blades giving a perfect linear pull when stripping. The end result is a perfect 180° square cut of the insulation without any damage to the conductor.

We design and manufacture all our own blades using our proprietary processes. These processes assure high-precision performance over a long service life. This is where Eubanks clearly excels. We can design special tooling to do cut strip and slit on parallel wires and also offset stripping. Customers have learned to rely on our extensive strip-blade expertise as they adapt to new insulations and tough applications.

CAPACITY

Special tooling is required for Multi-stage stripping. Multi-strip functions are cable dependent. 0.625" (15.9mm) Max. O.D. or Width on all wires and cables


Single Stranded Conductor


4 to 2/0 AWG (68.9mm²)


Solid Conductor


Up to 10 AWG(5.3mm²)

1 or 2 Stage Strip Multi-Conductor


.625" (15.9mm) Max. O.D.

Strip and Slit Parallel Conductor


.625" (15.9mm) Max Width

Flat Cable


.625" (15.9mm) Max Width

1 or 2 stage strip COAX


(Cable Dependent)

Kevlar Reinforced Fiber Optic



Offset Stripping


(Wire Dependent)

SPECIFICATIONS		OPTIONAL KITS	BLADES	ACCESSORIES
WIRE SIZE	4 to 2/0 AWG (26.4mm ² up to 68.9mm ²) with Standard Equipped Tooling Down to 18 AWG (0.96mm ²), and Multi-Conductor Cable, Flat Cable, Parallel Conductor Cable up to 0.625" (15.9mm) using optional Modification Kits and Special tooling.	<ul style="list-style-type: none"> • 16504-05 Spare Parts Kit • 17156-01 3/16" Small Wire Modification Kit. For 18 - 10AWG (0.96 mm² to 5.3mm²) • 936-01 and 936-02, ½ I.D. Left and Right Strip Assemblies Modification Kit. For 10 to 4 AWG (5.3 mm² to 26.4mm²) wires up to .470" (12mm) O.D. or width. • 17318-01 5/16" • Kevlar & Fiberglass Shear Package (Call for more Information) 	<ul style="list-style-type: none"> • Die Blades • Precision Die Blades • Precision Ground Die Blades • Flat Square Blades • Precision Oval Blades • Precision 2, 3 & 4, Parallel Conductor Blades 	<ul style="list-style-type: none"> • 6880-05 Heavy-Duty Belt Prefeed. 120lbs (54kg) Max. Load. • 6880-05 Modified Heavy-Duty Belt Prefeed with Modification Kits for handling 300lbs (136kg) Reels • 6835-01 Heavy-Duty Large Reel Stand 300lbs (136kg) Max. Load • 67200-18 Wire Marker • 16110-03 Motorized 12" Coiling Pan • 16110-05 Motorized 14" Coiling Pan • 16800-01 24" Motorized Heavy-Duty Coiling Pan • 6650-01 Eight Foot Long Automatic Wire Stacker for wires up to .470" O.D. • 17242 All Welded Steel 48"W X 24"D X 32"H Machine Table • 17244-01 17242 Table equipped with air accumulator tank.
WIRE LENGTH	Minimum Length: 6" (152.4mm) with 1" x 1" (25mm x 25mm) Strip Lengths. Maximum Length: 99,999,99 Inch (999,999,9mm)			
STRIP LENGTH	Minimum Strip Length: .188 x .188" (5mm x 5mm) with Standard Strip Block Maximum Full or Semi Strip Length: Full strip: 1" x 1" (25mm x 25mm). (Full strip is not recommended). Semi-strip: combined strip lengths adding to 4" (101mm) Maximum gap displacement or semi-strip: 1" (25mm)			
BATCH SIZE	0 to 99,999			
PROGRAMMING	1000 Program storage capacity, numbered 0 to 999. Multi-program sequencing: Up to 1,000 programs may be chained together as one sequence. Can have as many sequences as 1,000 program limits will allow. Programming Options: Languages, English, Spanish, Swedish, German, French and Italian. Units of Measure: Inch or Metric Run Modes: Step Cycle, Display Options, Motor On/Off			
CONTROLS	Heavy-Duty 21-key tactile feedback keyboard			
DISPLAY	Anti -Glare, Vacuum fluorescent (2 lines x 40 characters)			
WIRE MARKING	Controls included: End-marking, Zone-marking, Continuous-marking, Mark dwell time			
STANDARD TOOLING	Wire Guide I.D. Left and Right Strip Assemblies, 3/4" I.D. Feedroll Assembly, Six HD Piston Cutter Head, (1) Blade & Strip Block Tooling Setup and Loose Parts & Tooling Kit			
EXISTING TOOLING	Existing Strip Blocks and Blades from previous models can be adapted.			
POWER REQUIREMENTS	115 VAC, 10 A, 50/60 Hz or 230 VAC, 7 A, 50/60 Hz			
AIR REQUIREMENTS	120 psi @ 24 CFM (690 kPa @ 12 l/s). Main air regulator and lubricator supplied.			
CERTIFICATION	CE			
DIMENSIONS	48 in. W x 20 in. D x 15 in. H. (1,220mm W x 510mm D x 380mm H).			
WEIGHT	Net: 190 lbs (87kg). Shipping: 240 lbs (110 Kg)			
ESTIMATED PRODUCTION RATES Production rates vary with wire type, insulation, wire length, wire size, strip length, feed speed, line air pressure and machine delay settings.				
WIRE LENGTH	PIECES PER HOUR			
5 inch (102mm)	4,300 Pieces Per Hour			
10 inch (254mm)	3,300 Pieces Per Hour			
100 inch (2,540mm)	1,900 Pieces Per Hour			